

Signify Classified - Internal
Cooper Lighting Solutions Photometric Lab
1121 Highway 74 South
Peachtree City, GA 30269



Scaled data based on original data using
LM-79-08 Approved Method: Electrical and Photometric Measurements of Solid-
State Lighting Products

Test Report Prepared for
Cooper Lighting Solutions
(formerly Eaton)

Brand: McGRAW-EDISON

Report Number: P437092

Luminaire Tested: **ISS-SA1A-830-U-T4FT**

Issue Date: 12/9/2020

Test Information

Test Method: LM-79-08
Report Number: P437092
TEST IS SCALED FROM IESNA LM-79-08 TEST DATA (G3-2011-074-10)
Test Lab: INNOVATION CENTER
Issue Date: 12/9/2020
Manufacturer: COOPER LIGHTING SOLUTIONS (FORMERLY EATON)
Product Line: MCGRAW-EDISON
Catalog Number: ISS-SA1A-830-U-T4FT
Description: IMPACT ELITE LED QUARTER SPHERE LUMINAIRE
(1) 80 CRI, 3000K, 350mA LIGHTSQUARE WITH 16 LEDS AND TYPE IV FORWARD
THROW OPTICS
Light Source: -
Ballast/Driver: ELECTRONIC DRIVER

Summary

Lumens per Lamp: N/A
Luminaire Lumens: 2186 lumens
Efficiency: N/A
Efficacy: 108.8 lumens/watt
Luminous Opening: Rectangular (W 0.5' x L: 0.5' x H: 0')
IES Classification: Type IV - Short
BUG Rating: B1 - U0 - G1

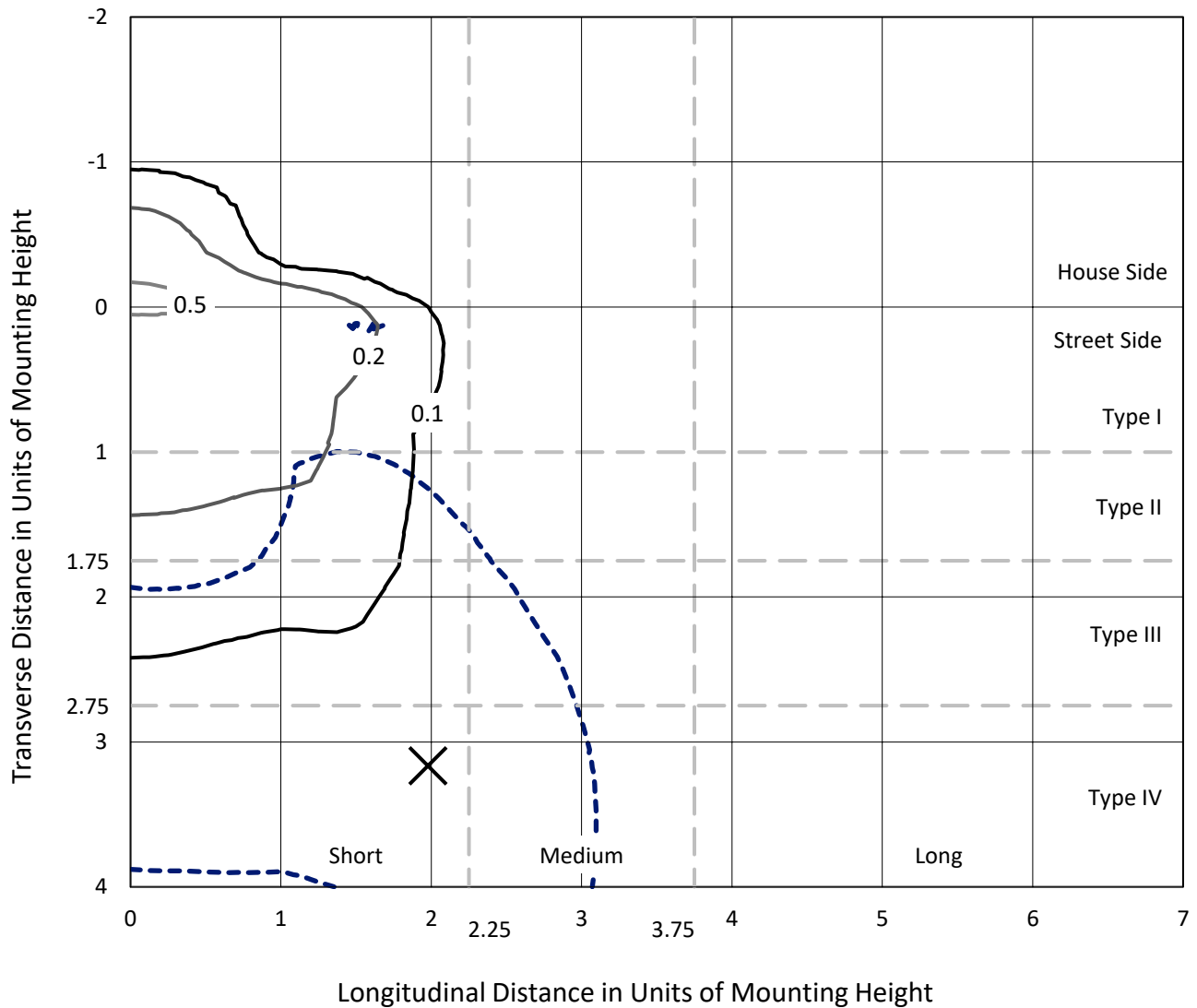
Input Watts (W): 20.1
Input Voltage (V): NR
Input Current (Ain): NR
Voltage Rise (V): NR
Power Factor: NR
Total Harmonic Distortion (THDi): NR
Frequency (hertz): 60
Stabilization Time: NR
Operation Time: NR
Ambient Temperature (°C): NR
Test Distance: 28.75 FT



REPORT NUMBER: P437092
 CATALOG NUMBER: ISS-SA1A-830-U-T4FT

Iso-Footcandle Lines of Horizontal Illumination

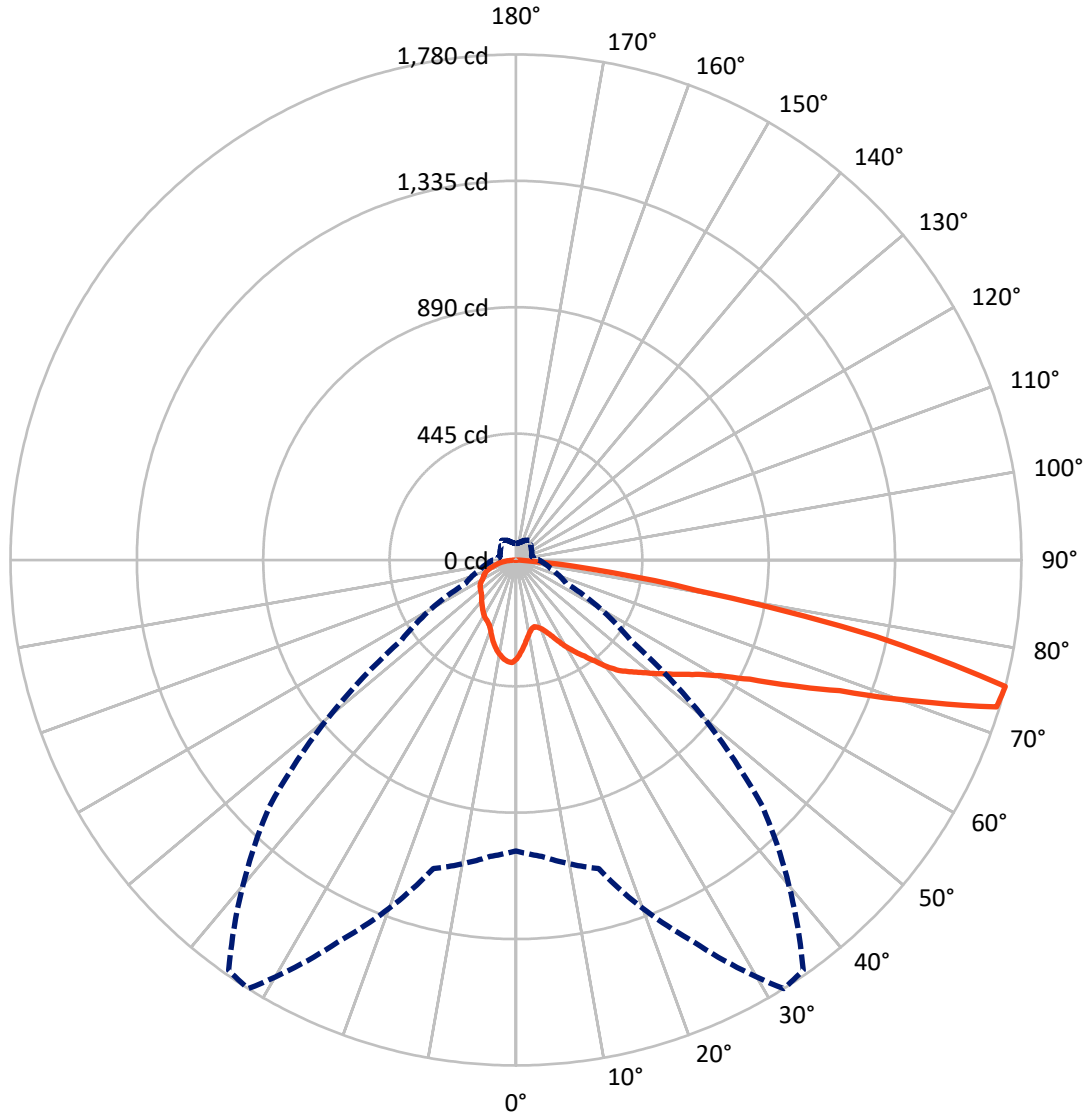
× Max cd
 - - - 1/2 Max cd



Based on 25 foot mounting height. Maximum calculated value = 0.6 fc
 Type IV - Short - N/A

REPORT NUMBER: P437092
CATALOG NUMBER: ISS-SA1A-830-U-T4FT

Luminous Intensity Polar Plot



— Vertical Plane Through 32-Deg Lateral - - - Horizontal Cone Through 75-Deg Vertical

REPORT NUMBER: P437092

CATALOG NUMBER: ISS-SA1A-830-U-T4FT

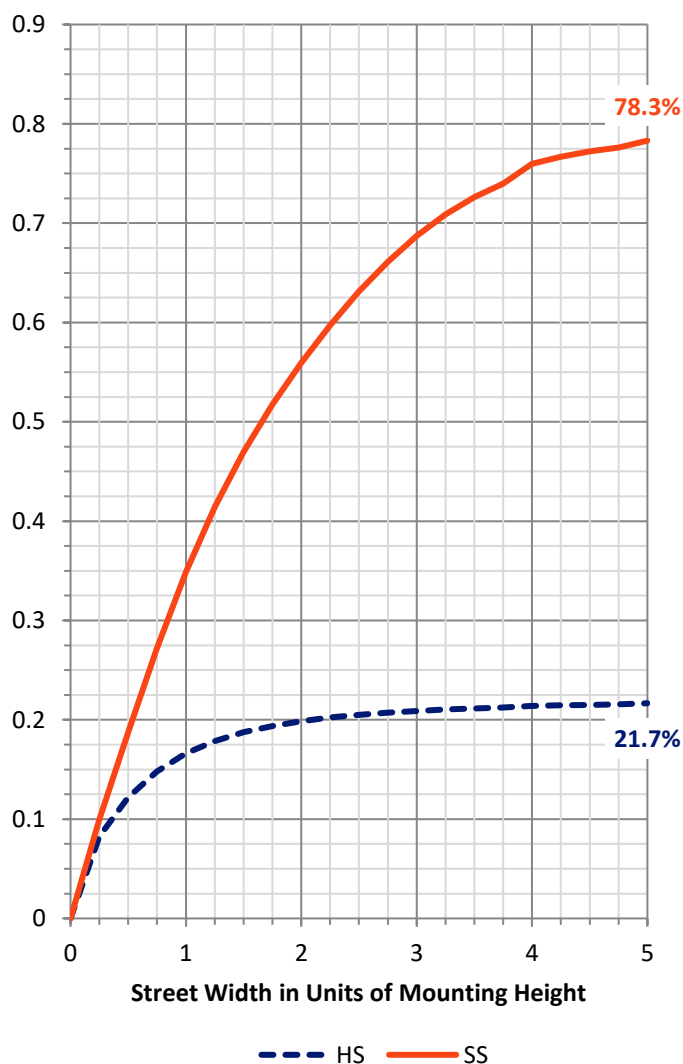
FLUX DISTRIBUTION:

		Downward	Upward	Total
House Side	Lumens	479.0	0.0	479.0
	% Fixture	21.9	0.0	21.9
Street Side	Lumens	1707.0	0.0	1707.0
	% Fixture	78.1	0.0	78.1
Total	Lumens	2186.0	0.0	2186.0
	% Fixture	100.0	0.0	100.0

ZONAL LUMENS:

Zone	Lumens	% Fixture
0°-10°	31.6	1.4
10°-20°	86.4	4.0
20°-30°	142.9	6.5
30°-40°	213.1	9.7
40°-50°	303.4	13.9
50°-60°	417.4	19.1
60°-70°	526.0	24.1
70°-80°	425.2	19.5
80°-90°	40.2	1.8
90°-100°	0.0	0.0
100°-110°	0.0	0.0
110°-120°	0.0	0.0
120°-130°	0.0	0.0
130°-140°	0.0	0.0
140°-150°	0.0	0.0
150°-160°	0.0	0.0
160°-170°	0.0	0.0
170°-180°	0.0	0.0
0°-90°	2186.0	100.0
0°-180°	2186.0	100.0

Coefficient of Utilization



REPORT NUMBER: P437092

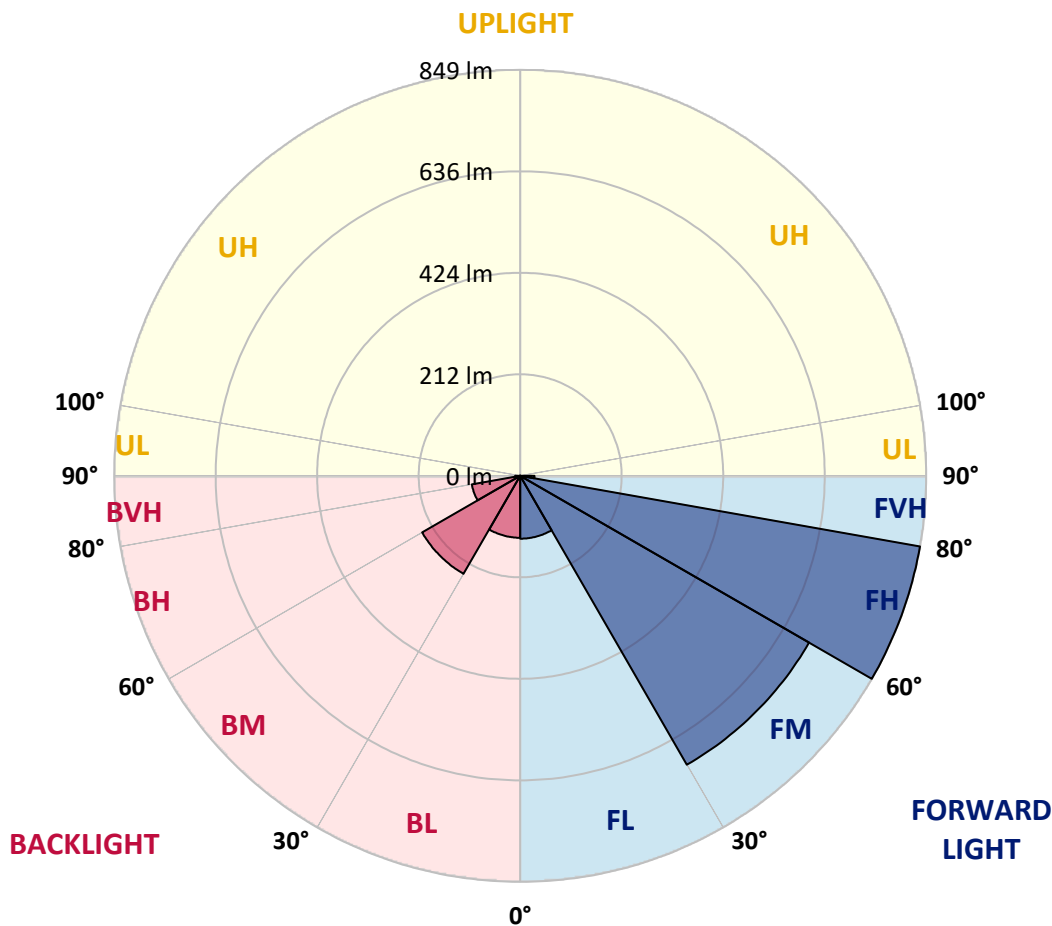
CATALOG NUMBER: ISS-SA1A-830-U-T4FT

LUMINAIRE CLASSIFICATION SYSTEM LUMEN TABLE AND BUG RATING:

Zone	Lumens	% Fixture	Zone Rating/Lumen Limit		
			B	U	G
FL (0°-30°)	131.4	6.0			
FM (30°-60°)	697.2	31.9			
FH (60°-80°)	848.6	38.8			G1/1800
FVH (80°-90°)	29.8	1.4			G1/100
BL (0°-30°)	129.5	5.9	B1/500		
BM (30°-60°)	236.6	10.8	B1/1000		
BH (60°-80°)	102.6	4.7	B0/110		G0/110
BVH (80°-90°)	10.3	0.5			G1/100
UL (90°-100°)	0.0	0.0		U0/0	
UH (100°-180°)	0.0	0.0		U0/0	

BUG Rating: B1-U0-G1

Type IV Short





REPORT NUMBER: P437092

CATALOG NUMBER: ISS-SA1A-830-U-T4FT

CANDELA DISTRIBUTION (FULL):

	0°	5°	15°	25°	32°	35°	45°	55°	65°	75°	85°
0°	348.0	348.0	348.0	348.0	348.0	348.0	348.0	348.0	348.0	348.0	348.0
2.5°	317.8	320.2	321.0	322.6	325.7	324.2	328.1	332.9	339.2	342.4	348.8
5°	290.8	290.8	293.2	297.1	302.7	302.7	309.9	318.6	329.7	338.5	349.6
7.5°	267.0	267.0	269.3	274.1	279.7	283.6	292.4	305.9	321.0	337.7	352.0
10°	247.1	247.9	249.5	254.2	261.4	265.4	278.1	293.2	313.0	334.5	354.3
12.5°	239.9	239.1	238.3	242.3	247.9	251.1	265.4	284.4	307.5	333.7	359.1
15°	245.5	243.9	241.5	241.5	243.9	245.5	257.4	277.3	302.7	332.9	364.7
17.5°	259.8	258.2	252.6	247.1	248.7	249.5	257.4	273.3	300.3	336.1	372.6
20°	279.7	277.3	267.7	260.6	259.0	259.0	263.8	275.7	301.9	342.4	382.9
22.5°	303.5	301.1	290.0	277.3	275.7	274.9	277.3	285.2	306.7	349.6	398.8
25°	335.3	332.9	319.4	303.5	297.9	297.1	294.8	299.5	314.6	359.1	410.0
27.5°	369.4	370.2	354.3	332.9	327.3	324.9	318.6	317.8	324.2	367.1	429.0
30°	401.2	399.6	382.9	365.5	357.5	354.3	344.0	339.2	335.3	379.0	451.3
32.5°	416.3	418.7	410.8	394.1	387.7	382.2	370.2	362.3	356.7	397.2	478.3
35°	441.7	442.5	439.4	429.0	416.3	412.3	401.2	395.7	383.7	419.5	510.9
37.5°	467.2	469.5	468.8	462.4	451.3	447.3	437.8	435.4	411.5	447.3	551.4
40°	505.3	501.3	495.8	498.1	494.2	491.8	487.8	479.9	450.5	477.5	591.1
42.5°	546.6	539.5	519.6	526.0	531.5	533.9	539.5	530.7	491.0	522.8	623.7
45°	580.0	574.4	548.2	549.8	560.9	568.9	595.1	590.3	543.4	572.0	667.4
47.5°	599.0	594.3	576.0	584.0	591.1	602.2	653.1	649.1	592.7	625.3	719.8
50°	626.1	618.1	600.6	614.9	627.7	636.4	709.5	707.9	634.8	680.1	779.4
52.5°	641.2	633.2	631.6	651.5	666.6	678.5	769.9	765.1	676.1	734.9	835.8
55°	661.8	663.4	673.7	688.8	710.3	730.1	828.7	804.8	714.3	788.9	891.4
57.5°	707.1	705.5	725.4	732.5	760.3	785.8	898.6	846.9	746.0	827.9	917.6
60°	767.5	770.7	777.8	796.1	826.3	865.2	966.1	890.6	766.7	855.7	912.9
62.5°	881.9	863.6	860.4	865.2	924.8	970.1	1032.0	929.6	775.4	856.5	862.8
65°	997.9	990.7	966.1	978.0	1064.6	1105.9	1117.1	955.0	757.9	807.2	751.6
67.5°	1117.9	1117.1	1090.8	1125.0	1229.1	1277.5	1211.6	950.2	700.7	692.0	577.6
70°	1241.0	1246.6	1246.6	1343.5	1485.7	1498.4	1317.3	904.9	587.1	490.2	337.7
72.5°	1295.0	1298.2	1326.8	1542.1	1769.3	1773.3	1377.7	768.3	400.4	261.4	170.0
75°	1024.1	1047.9	1125.0	1484.9	1779.7	1763.8	1227.5	491.8	195.4	130.3	94.5
77.5°	402.0	410.8	567.3	945.4	1296.6	1312.5	794.5	196.2	99.3	82.6	68.3
80°	113.6	119.2	201.0	375.8	640.4	707.9	316.2	85.0	66.7	60.4	49.3
82.5°	40.5	46.1	74.7	143.8	273.3	288.4	85.8	42.1	42.9	38.9	30.2
85°	5.6	4.8	10.3	26.2	60.4	50.8	14.3	11.1	17.5	18.3	12.7
87.5°	0.0	0.0	0.0	0.8	0.8	0.8	0.0	0.0	0.0	0.8	0.8
90°	0.0	0.0	0.0	0.0	0.0	0.0	0.0	0.0	0.0	0.0	0.0



REPORT NUMBER: P437092
 CATALOG NUMBER: ISS-SA1A-830-U-T4FT

CANDELA DISTRIBUTION (continued):

	90°	95°	105°	115°	125°	135°	145°	155°	165°	175°	180°
0°	348.0	348.0	348.0	348.0	348.0	348.0	348.0	348.0	348.0	348.0	348.0
2.5°	350.4	352.0	355.1	356.7	358.3	361.5	360.7	362.3	362.3	361.5	363.1
5°	353.6	357.5	361.5	363.1	363.9	363.9	359.9	357.5	356.7	355.9	356.7
7.5°	356.7	362.3	366.3	365.5	362.3	356.7	352.0	348.0	344.0	342.4	344.0
10°	362.3	367.9	370.2	364.7	355.9	347.2	340.0	334.5	328.1	327.3	328.1
12.5°	367.1	374.2	374.2	361.5	349.6	337.7	326.5	317.8	309.9	307.5	307.5
15°	375.0	380.6	375.0	357.5	340.8	325.7	309.9	298.7	289.2	285.2	286.0
17.5°	383.7	387.7	373.4	351.2	331.3	311.4	290.8	275.7	268.5	264.6	265.4
20°	394.1	394.9	373.4	343.2	317.0	290.8	268.5	257.4	252.6	250.3	251.1
22.5°	407.6	404.4	371.0	332.9	298.7	270.1	249.5	246.3	246.3	246.3	248.7
25°	421.9	413.1	367.1	319.4	274.9	245.5	237.6	241.5	244.7	244.7	246.3
27.5°	436.2	421.9	359.1	299.5	247.1	228.0	231.2	237.6	240.7	240.7	242.3
30°	453.7	432.2	349.6	272.5	220.9	216.1	224.0	232.0	236.8	236.8	238.3
32.5°	475.9	440.9	335.3	244.7	203.4	205.8	214.5	223.3	228.8	230.4	231.2
35°	500.5	452.9	315.4	213.7	191.5	197.8	205.0	212.9	217.7	219.3	219.3
37.5°	526.0	464.8	289.2	187.5	181.1	189.9	197.0	201.0	204.2	204.2	204.2
40°	551.4	471.1	255.0	166.8	170.8	183.5	189.9	188.3	187.5	185.1	185.9
42.5°	577.6	475.9	218.5	151.7	160.5	176.4	181.1	177.2	170.8	166.8	167.6
45°	606.2	483.1	188.3	140.6	150.2	170.0	174.8	166.8	158.9	152.5	151.0
47.5°	638.8	495.0	161.3	130.3	143.8	166.0	170.8	159.7	149.4	140.6	139.0
50°	683.3	513.2	140.6	123.1	139.8	163.7	167.6	153.3	141.4	130.3	129.5
52.5°	728.6	526.8	126.3	116.8	135.1	158.9	163.7	148.6	134.3	122.4	120.8
55°	761.9	525.2	113.6	110.4	128.7	152.5	159.7	143.0	124.7	113.6	112.0
57.5°	776.2	492.6	103.3	104.9	121.6	144.6	153.3	134.3	117.6	108.1	107.3
60°	751.6	440.2	96.1	98.5	113.6	134.3	141.4	127.9	112.8	104.1	103.3
62.5°	708.7	381.4	90.6	93.8	105.7	124.7	134.3	120.0	106.5	100.1	99.3
65°	607.0	317.0	85.0	88.2	98.5	115.2	127.9	115.2	101.7	95.3	94.5
67.5°	458.4	228.0	79.4	82.6	92.2	108.1	122.4	108.8	94.5	89.8	89.8
70°	273.3	139.8	72.3	77.1	84.2	99.3	113.6	100.1	85.8	84.2	82.6
72.5°	133.5	89.0	65.9	69.9	75.5	88.2	100.9	89.0	74.7	70.7	69.9
75°	80.2	64.4	57.2	62.0	65.9	73.9	85.0	76.3	65.1	58.8	58.0
77.5°	58.0	48.5	48.5	53.2	53.2	61.2	73.1	65.1	54.8	50.8	50.1
80°	41.3	36.5	39.7	42.9	41.3	51.6	62.0	54.8	44.5	41.3	40.5
82.5°	27.0	25.4	30.2	29.4	29.4	39.7	50.8	41.3	32.6	27.0	25.4
85°	11.1	12.7	17.5	16.7	16.7	22.2	26.2	21.5	15.1	11.9	11.9
87.5°	0.0	0.8	2.4	1.6	1.6	2.4	0.8	0.8	0.0	0.0	0.0
90°	0.0	0.0	0.0	0.0	0.0	0.0	0.0	0.0	0.0	0.0	0.0

Cooper Lighting Solutions Photometric Lab
1121 Highway 74 South
Peachtree City, GA 30269



LM-79-2019: Approved Method: Electrical and Photometric Measurements of Solid-State Lighting Products

Report Prepared for

Cooper Lighting Solutions

MCGRAW EDISON

Report Number: SP1-2408-195-9

Test Date: 08/07/2024

Luminaire Tested: GALN-SB1A-830-U-5WQ

Data in this report applies to families of products including GALN-SB1A-830-U-5WQ.

Test Information

Test Method: LM-79-2019
 Report Number: SP1-2408-195-9
 Test Lab: COOPER LIGHTING SOLUTIONS
 Photometer: SP1 - 76IN SPHERE
 Measurement Geometry: 4π
 Issue Date: 08/07/2024
 Manufacturer: COOPER LIGHTING SOLUTIONS
 Product Line: MCGRAW EDISON
 Catalog Number: **GALN-SB1A-830-U-5WQ**
 Description: GALLEON AREA AND ROADWAY LUMINAIRE. (1) 80 CRI, 3000K, 350MA HIGH DENSITY LIGHTSQUARE WITH 26 LEDS AND TYPE V WIDE OPTICS

Spectral Parameters

CCT (K): 3050
 CIE u': 0.2476
 CIE v': 0.5251
 Duv: 0.0034
 CIE x: 0.4383
 CIE y: 0.4131
 CIE z: 0.1487
 Peak Wavelength (nm): 603
 Dominant Wavelength (nm): 581
 Purity: 55.55201
 Rf: 81.5
 Rg: 99.2

CRI (Ra):	81.0		
R1:	79.6	R9:	7.1
R2:	85.6	R10:	67.0
R3:	92.0	R11:	82.7
R4:	82.6	R12:	63.2
R5:	78.9	R13:	80.3
R6:	81.7	R14:	95.0
R7:	85.2	R15:	71.7
R8:	62.0		



Test Conditions
 Stabilization Time: 20M
 Operation Time: 1H 20M
 Sphere Temperature (°C): 24.2

REPORT NUMBER: SP1-2408-195-9

Measurement and Test Equipment			
Instrument	Identification Number	Calibration Date	Calibration Due Date
Photometer	IN0058	6/18/2024	12/18/2024
Power Meter	INXT2011004	2/8/2024	2/8/2025
AC Power Source	IN0063	10/24/2023	10/24/2024
DC Power Source	IN0208	10/24/2023	10/24/2024
Sphere Thermometer	IN0085	10/24/2023	10/24/2024
Room Thermometer	IN0046	10/24/2023	10/24/2024

REPORT NUMBER: SP1-2408-195-9

CIE 1931 Chromaticity Diagram



CIE 1931 Chromaticity Diagram with 2017 ANSI 7-Step and 4-Step Quadrangles



Point lies inside the ANSI 3000K 4-step quadrangle

REPORT NUMBER: SP1-2408-195-9

Photopic Flux vs. Wavelength



Photopic Lumens: NR

λ (nm)	Power W [^] /nm	Lumens (ϕ /nm)	λ (nm)	Power W [^] /nm	Lumens (ϕ /nm)	λ (nm)	Power W [^] /nm	Lumens (ϕ /nm)	λ (nm)	Power W [^] /nm	Lumens (ϕ /nm)	λ (nm)	Power W [^] /nm	Lumens (ϕ /nm)
360	0	NR	490	168	NR	620	940	NR	750	35	NR	880	1	NR
365	0	NR	495	233	NR	625	897	NR	755	30	NR	885	1	NR
370	0	NR	500	300	NR	630	847	NR	760	26	NR	890	1	NR
375	0	NR	505	372	NR	635	790	NR	765	22	NR	895	1	NR
380	0	NR	510	430	NR	640	730	NR	770	19	NR	900	1	NR
385	0	NR	515	483	NR	645	668	NR	775	16	NR	905	1	NR
390	0	NR	520	524	NR	650	605	NR	780	14	NR	910	0	NR
395	2	NR	525	555	NR	655	545	NR	785	12	NR	915	0	NR
400	4	NR	530	581	NR	660	485	NR	790	10	NR	920	0	NR
405	7	NR	535	604	NR	665	430	NR	795	9	NR	925	0	NR
410	17	NR	540	623	NR	670	378	NR	800	8	NR	930	0	NR
415	34	NR	545	645	NR	675	331	NR	805	7	NR	935	0	NR
420	68	NR	550	667	NR	680	290	NR	810	6	NR	940	0	NR
425	128	NR	555	693	NR	685	251	NR	815	5	NR	945	0	NR
430	214	NR	560	719	NR	690	218	NR	820	4	NR	950	0	NR
435	339	NR	565	754	NR	695	188	NR	825	4	NR	955	0	NR
440	507	NR	570	791	NR	700	162	NR	830	3	NR	960	0	NR
445	573	NR	575	830	NR	705	139	NR	835	3	NR	965	0	NR
450	356	NR	580	873	NR	710	119	NR	840	3	NR	970	0	NR
455	217	NR	585	913	NR	715	102	NR	845	2	NR	975	0	NR
460	168	NR	590	948	NR	720	88	NR	850	2	NR	980	0	NR
465	113	NR	595	974	NR	725	76	NR	855	2	NR	985	0	NR
470	85	NR	600	994	NR	730	65	NR	860	1	NR	990	0	NR
475	85	NR	605	998	NR	735	55	NR	865	1	NR	995	0	NR
480	94	NR	610	994	NR	740	47	NR	870	1	NR	1000	0	NR
485	120	NR	615	973	NR	745	41	NR	875	1	NR			

REPORT NUMBER: SP1-2408-195-9

Scotopic Flux vs. Wavelength



Scotopic Lumens: NR

S/P: 1.27

λ (nm)	Power W [^] /nm	Lumens (ϕ /nm)	λ (nm)	Power W [^] /nm	Lumens (ϕ /nm)	λ (nm)	Power W [^] /nm	Lumens (ϕ /nm)	λ (nm)	Power W [^] /nm	Lumens (ϕ /nm)	λ (nm)	Power W [^] /nm	Lumens (ϕ /nm)
360	0	NR	490	168	NR	620	940	NR	750	35	NR	880	1	NR
365	0	NR	495	233	NR	625	897	NR	755	30	NR	885	1	NR
370	0	NR	500	300	NR	630	847	NR	760	26	NR	890	1	NR
375	0	NR	505	372	NR	635	790	NR	765	22	NR	895	1	NR
380	0	NR	510	430	NR	640	730	NR	770	19	NR	900	1	NR
385	0	NR	515	483	NR	645	668	NR	775	16	NR	905	1	NR
390	0	NR	520	524	NR	650	605	NR	780	14	NR	910	0	NR
395	2	NR	525	555	NR	655	545	NR	785	12	NR	915	0	NR
400	4	NR	530	581	NR	660	485	NR	790	10	NR	920	0	NR
405	7	NR	535	604	NR	665	430	NR	795	9	NR	925	0	NR
410	17	NR	540	623	NR	670	378	NR	800	8	NR	930	0	NR
415	34	NR	545	645	NR	675	331	NR	805	7	NR	935	0	NR
420	68	NR	550	667	NR	680	290	NR	810	6	NR	940	0	NR
425	128	NR	555	693	NR	685	251	NR	815	5	NR	945	0	NR
430	214	NR	560	719	NR	690	218	NR	820	4	NR	950	0	NR
435	339	NR	565	754	NR	695	188	NR	825	4	NR	955	0	NR
440	507	NR	570	791	NR	700	162	NR	830	3	NR	960	0	NR
445	573	NR	575	830	NR	705	139	NR	835	3	NR	965	0	NR
450	356	NR	580	873	NR	710	119	NR	840	3	NR	970	0	NR
455	217	NR	585	913	NR	715	102	NR	845	2	NR	975	0	NR
460	168	NR	590	948	NR	720	88	NR	850	2	NR	980	0	NR
465	113	NR	595	974	NR	725	76	NR	855	2	NR	985	0	NR
470	85	NR	600	994	NR	730	65	NR	860	1	NR	990	0	NR
475	85	NR	605	998	NR	735	55	NR	865	1	NR	995	0	NR
480	94	NR	610	994	NR	740	47	NR	870	1	NR	1000	0	NR
485	120	NR	615	973	NR	745	41	NR	875	1	NR			

REPORT NUMBER: SP1-2408-195-9

Melanopic Flux vs. Wavelength



Melanopic Lumens: NR

M/P: 2.32

λ (nm)	Power W [^] /nm	Lumens (ϕ /nm)	λ (nm)	Power W [^] /nm	Lumens (ϕ /nm)	λ (nm)	Power W [^] /nm	Lumens (ϕ /nm)	λ (nm)	Power W [^] /nm	Lumens (ϕ /nm)	λ (nm)	Power W [^] /nm	Lumens (ϕ /nm)
360	0	NR	490	168	NR	620	940	NR	750	35	NR	880	1	NR
365	0	NR	495	233	NR	625	897	NR	755	30	NR	885	1	NR
370	0	NR	500	300	NR	630	847	NR	760	26	NR	890	1	NR
375	0	NR	505	372	NR	635	790	NR	765	22	NR	895	1	NR
380	0	NR	510	430	NR	640	730	NR	770	19	NR	900	1	NR
385	0	NR	515	483	NR	645	668	NR	775	16	NR	905	1	NR
390	0	NR	520	524	NR	650	605	NR	780	14	NR	910	0	NR
395	2	NR	525	555	NR	655	545	NR	785	12	NR	915	0	NR
400	4	NR	530	581	NR	660	485	NR	790	10	NR	920	0	NR
405	7	NR	535	604	NR	665	430	NR	795	9	NR	925	0	NR
410	17	NR	540	623	NR	670	378	NR	800	8	NR	930	0	NR
415	34	NR	545	645	NR	675	331	NR	805	7	NR	935	0	NR
420	68	NR	550	667	NR	680	290	NR	810	6	NR	940	0	NR
425	128	NR	555	693	NR	685	251	NR	815	5	NR	945	0	NR
430	214	NR	560	719	NR	690	218	NR	820	4	NR	950	0	NR
435	339	NR	565	754	NR	695	188	NR	825	4	NR	955	0	NR
440	507	NR	570	791	NR	700	162	NR	830	3	NR	960	0	NR
445	573	NR	575	830	NR	705	139	NR	835	3	NR	965	0	NR
450	356	NR	580	873	NR	710	119	NR	840	3	NR	970	0	NR
455	217	NR	585	913	NR	715	102	NR	845	2	NR	975	0	NR
460	168	NR	590	948	NR	720	88	NR	850	2	NR	980	0	NR
465	113	NR	595	974	NR	725	76	NR	855	2	NR	985	0	NR
470	85	NR	600	994	NR	730	65	NR	860	1	NR	990	0	NR
475	85	NR	605	998	NR	735	55	NR	865	1	NR	995	0	NR
480	94	NR	610	994	NR	740	47	NR	870	1	NR	1000	0	NR
485	120	NR	615	973	NR	745	41	NR	875	1	NR			

Summary

$R_f = 81.5$
 $R_g = 99.2$
 $CIE R_a = 81.0$
 $R_9 = 7.1$



Color Vector Graphics



Individual Sample Fidelity Index ($R_{f,i}$)

CES01 = 86	CES26 = 74	CES51 = 89	CES76 = 70
CES02 = 63	CES27 = 88	CES52 = 92	CES77 = 86
CES03 = 31	CES28 = 89	CES53 = 81	CES78 = 72
CES04 = 70	CES29 = 67	CES54 = 87	CES79 = 90
CES05 = 50	CES30 = 68	CES55 = 85	CES80 = 88
CES06 = 51	CES31 = 71	CES56 = 78	CES81 = 78
CES07 = 42	CES32 = 70	CES57 = 76	CES82 = 95
CES08 = 41	CES33 = 71	CES58 = 78	CES83 = 90
CES09 = 29	CES34 = 82	CES59 = 92	CES84 = 94
CES10 = 76	CES35 = 90	CES60 = 95	CES85 = 86
CES11 = 59	CES36 = 93	CES61 = 93	CES86 = 72
CES12 = 65	CES37 = 87	CES62 = 83	CES87 = 85
CES13 = 43	CES38 = 75	CES63 = 77	CES88 = 83
CES14 = 74	CES39 = 94	CES64 = 83	CES89 = 75
CES15 = 71	CES40 = 89	CES65 = 77	CES90 = 81
CES16 = 47	CES41 = 85	CES66 = 80	CES91 = 96
CES17 = 50	CES42 = 86	CES67 = 79	CES92 = 73
CES18 = 56	CES43 = 81	CES68 = 84	CES93 = 84
CES19 = 72	CES44 = 99	CES69 = 91	CES94 = 64
CES20 = 66	CES45 = 87	CES70 = 78	CES95 = 80
CES21 = 87	CES46 = 82	CES71 = 76	CES96 = 84
CES22 = 79	CES47 = 77	CES72 = 92	CES97 = 87
CES23 = 92	CES48 = 71	CES73 = 71	CES98 = 81
CES24 = 91	CES49 = 81	CES74 = 93	CES99 = 74
CES25 = 72	CES50 = 89	CES75 = 74	



Color Rendition by Hue-Angle Bin



Measure Comparisons



(END OF REPORT)